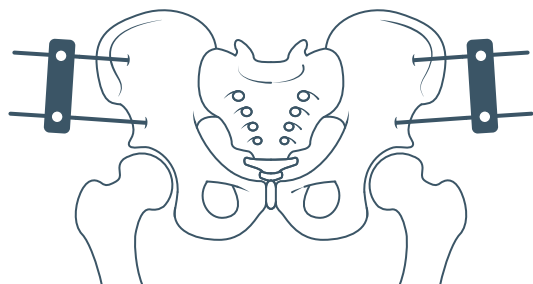


Limb reconstruction pin site care

Pelvic monolateral frames

Orthopaedics



Stock required

- Dressing pack.
- Allevyn™ dressing 10 × 10 cm (cut to size) or 5 × 5 cm if available.
- Cotton balls (a few more than the number of pins).
- Clean scissors (two if cutting off old bandages).
- Sterile gloves.
- Non-sterile gloves.
- Normal saline 0.9%.
- Tape eg. Hypafix™, Mefix™.
- 5cm Handyband™ bandages × 2 (Figure 1).




Figure 1

Procedure

- Wash hands.
- Open all sterile stock to be used.
- Pour saline into tray.
- Remove bandages using unsterile gloves (and one pair of scissors if needed).
- Remove old dressing.
- Wash hands and put on sterile gloves.
- Cut Allevyn™ into keyhole dressing using a clean pair of scissors as shown (Figure 2).

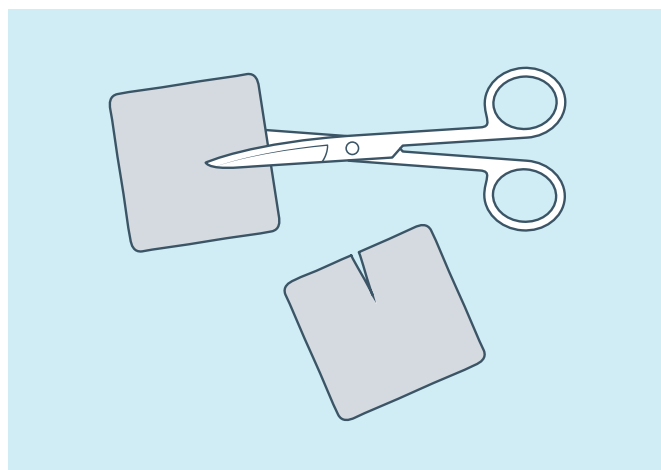


Figure 2

- Clean each pin site with a separate saline soaked cotton swab (Figure 3).

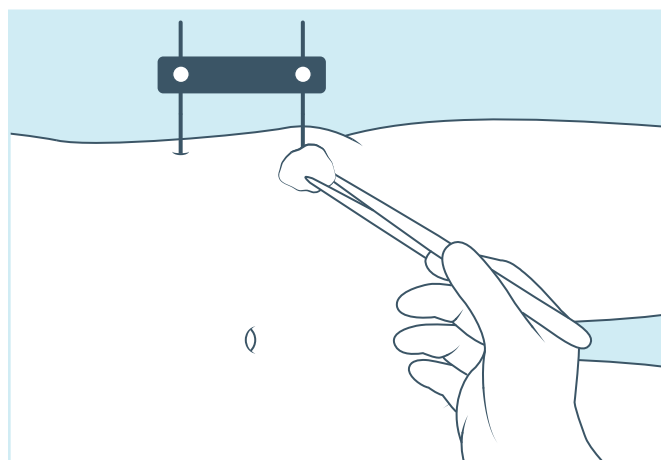


Figure 3

- No attempt is made to remove scabs/crusts from skin. These will fall off when ready.

- Dress each pinsite with the Allevyn™ dressing (Figure 4).

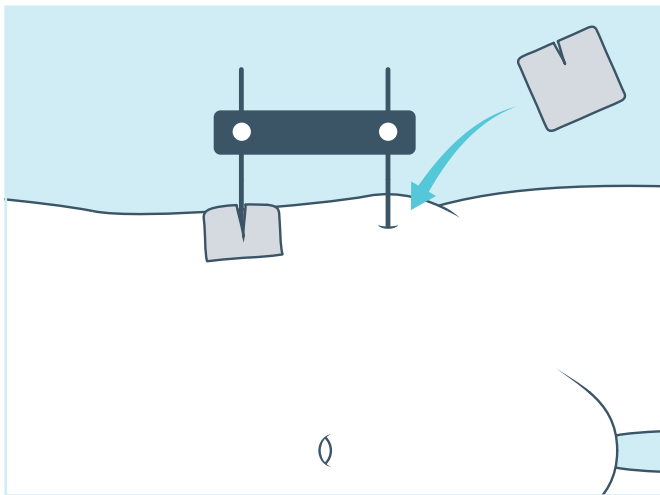


Figure 4

- Tape dressing down with Hypafix™ tape as shown (Figure 5).
- Extra padding may be added to give dressing more bulk. This can be small pre-cut dressings, eg. Topper™, Soft-wick™, or wrap gauze around pin before starting the bandaging. This should be applied on top of Allevyn™.
- The purpose of the bandaging is to maintain a firm tension against the skin to prevent skin hypertrophy and movement of skin around pinsites (especially a problem if pin site is in a large muscle mass).

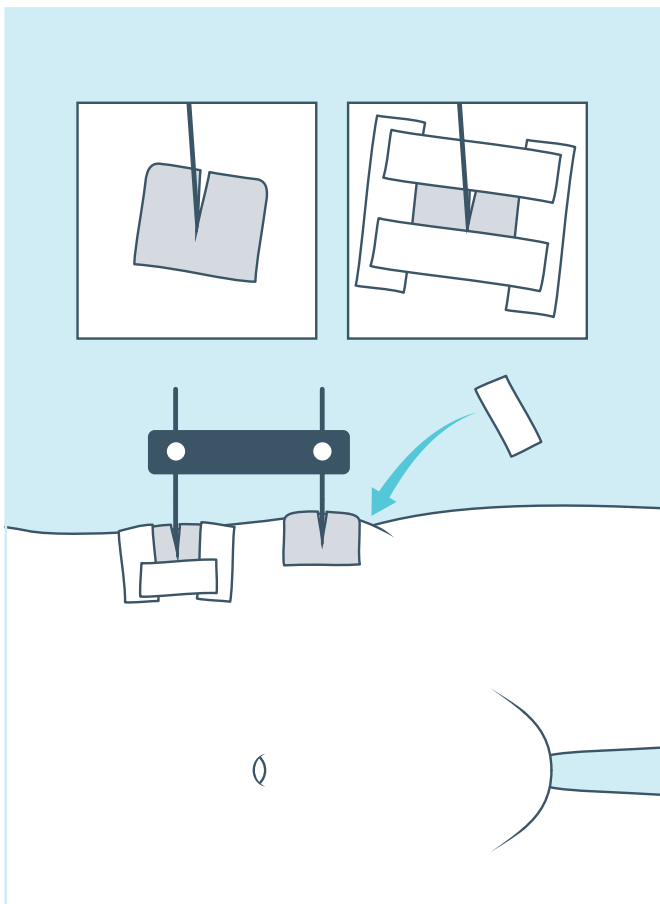


Figure 5

- Bandage pins in groups as shown (Figure 6). The purpose of the bandaging is to maintain a firm tension against the skin to prevent skin hypertrophy and skin movement.

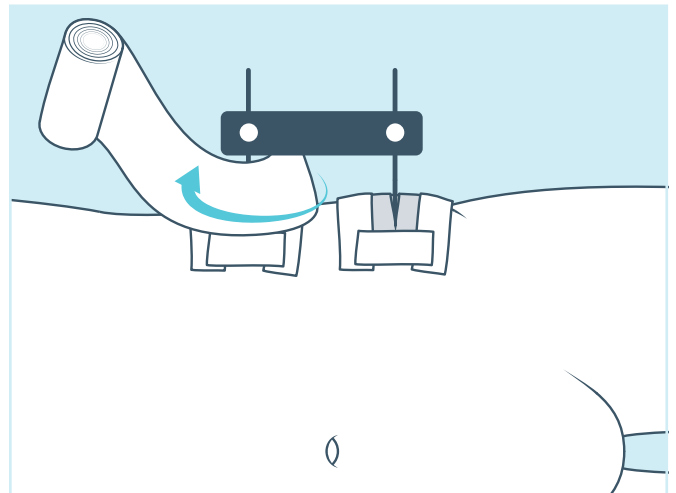


Figure 6

- Wrap bandage around a couple of times, then bandage through the centre of the pins in a figure of 8 fashion if possible.
- Bandage close to the edge of the fixator (Figure 7).
- Dress twice per week or sooner if clinical concern.




Figure 7

Problems or queries

Limb Reconstruction Service

9345 7027 or via switchboard on **9345 5522** (Note if there is no answer, please refer to the ward or leave a message).

If you have an urgent query, page the orthopaedic registrar or the limb reconstruction fellow through the hospital switchboard, on **(03) 9345 5522**.

Web

www.rch.org.au/limbrecon/